

DISABILITY-FREE LIFE EXPENTANCY IN SPAIN

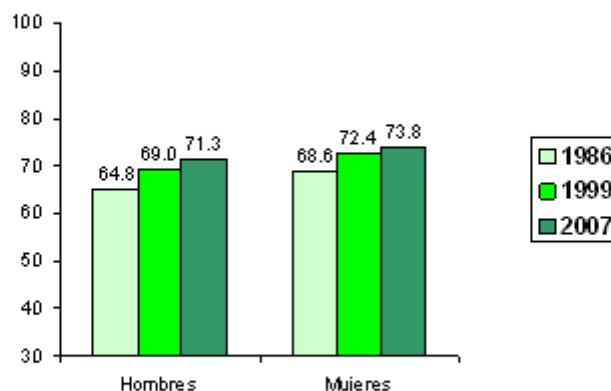
In the year 2007, life expectancy at birth in Spanish population was of 81.1 years, while the disability-free life expectancy at birth was of 72.6 years. This means that almost the 90% of these life expectancy years were lived fully free of disability.

In 1986, life expectancy and disability-free life expectancy were 76.4 and 66.7, respectively. In other words, along the two previous decades the life expectancy raised 4.7 years and the free-disability life expectancy went up to 5.9. As a consequence, the percentage of years lived completely free of disability increased during that period.

In 1986, the 50% of the population reached the age of 71 years free of disability. Two decades later this age has gone up due to in 2007 the 50% of the population got to the age of 76 years free of disability.

Between the years 1986 and 2007 the disability-free life expectancy at birth increased from 68.6 to 73.8 in women and from 64.8 to 71.3 in men. That is to say, this increase was lower in women (5 years of augment) than in men (6.5 years of augment). As a result, the difference in the disability-free life expectancy between women and men was reduced during these two decades. In 1986 the disparity in favour of women was of 4 years, while in 2007 that differentiation was of 2 years.

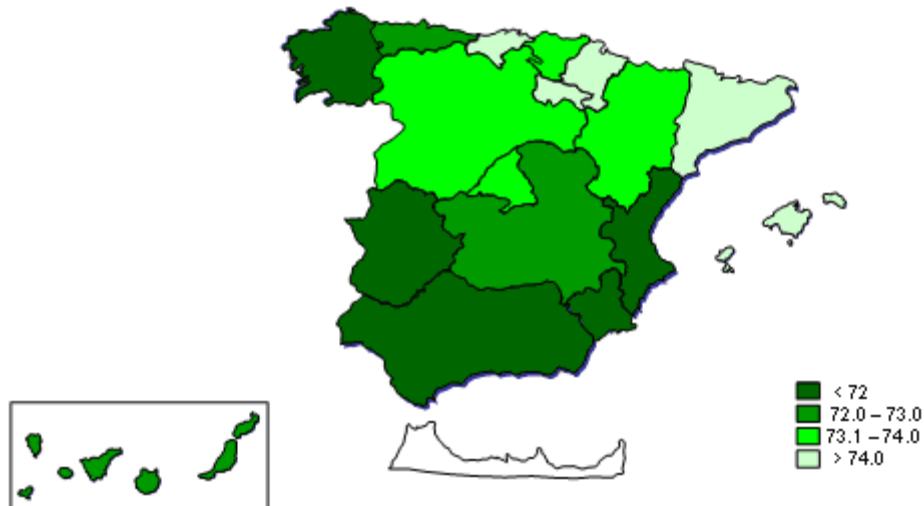
Disability-free life expectancy at birth by gender . Spain, 1986-2007.



In the year 2007, the disability-free life expectancy at birth showed a North-South alike geographical pattern, being “La Rioja”, “Navarra”, “Cantabria” and “Cataluña” the regions with a higher disability-free life expectancy and “Ceuta” and “Melilla”,

“Murcia”, “Andalucia” and “Extremadura” the ones with a lower expectancy. Between 1986 and 2007 the disability-free life expectancy at birth raised in every autonomous region, with a variation in this growing of 1.6 years in “Murcia” and 9.2 in “Cantabria”.

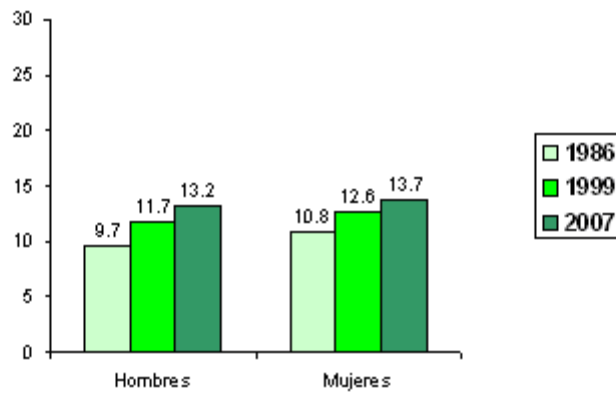
Disability-free life expectancy at birth by autonomous region. Spain, 2007.



The disability-free life expectancy at the age of 65 also experimented an increase through those two decades: from 10.3 years in 1986 it passed to 13.1 in 2007. If we bear in mind that life expectancy at the age of 65 was 16.9 years in 1986 and 20.0 in 2007, the percentage of years of life expectancy lived without disabilities from the period of 65 years old had a boost of 61% in 1986 and a 66% in 2007.

The increase of disability-free life expectancy at the age of 65 was higher in men than in women, so the difference in the disability-free life expectancy between women and men was reduced from 1.1 years in 1986 to 0.5 in 2007. In 2007, the disability-free life expectancy at 65 was 13.7 years in women and 13.2 years in men.

Disability-free life expectancy at 65 by gender. Spain, 1986-2007.



As well, the geographical pattern of the disability-free life expectancy at 65 years old is very similar to the one observed in the category of disability-free life expectancy at birth.

Disability-free life expectancy at 65 by autonomous region. Spain, 2007.

